

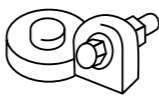
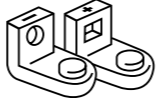






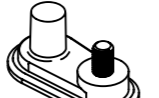





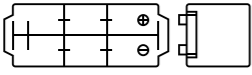
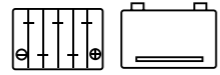
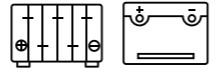
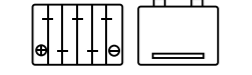
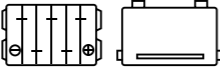
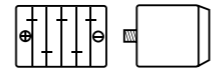
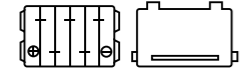
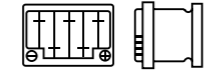
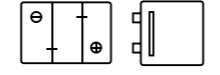
Drawing



Terminal

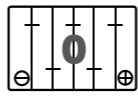
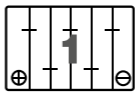
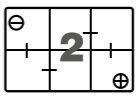
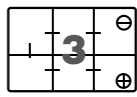
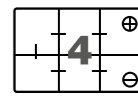
A  Standard	B  Small	C  Type BN	D  Type X
E  Ford Type	F  Type V(Marine)	G  Type T(Stud)	H  Side Type
I  Type L	J  Dual Fit Type	K  Marine Twin	L  U1 LUG

BCI Assembly Numbers, Cell Lay-out

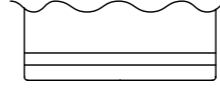
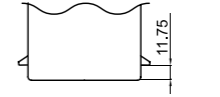
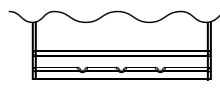
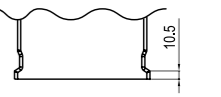
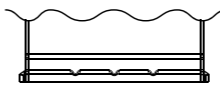
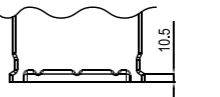
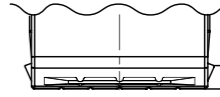
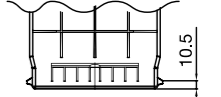
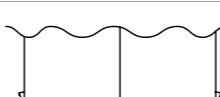
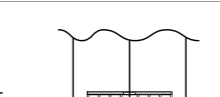
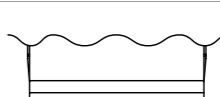
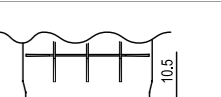
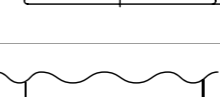
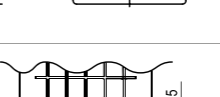

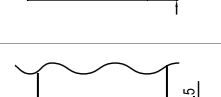
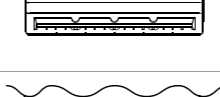

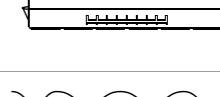
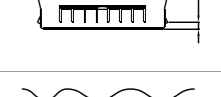
FIG.8 	FIG.11 	FIG.17 
FIG.10 	FIG.11F 	FIG.18 
FIG.10F 	FIG.15 	FIG.19 

■ Notice : The Specifications are subject to change with or without notice

Cell Lay-out

0 	1 	2 	3 	4 
--	--	--	--	--

Base Hold-Down

W1 		B1 	
B3 		B5 	
B6 		B7 	
B8 		B9 	
B13 		B14 	

■ Notice : The Specifications are subject to change with or without notice